


Fieldpiece

Job Link® System Flex Psychrometer Probe

OPERATOR'S

MANUAL

Model JL3RH



www.fieldpiecejoblink.com

Quick Start

- 1 Install the Fieldpiece Job Link® system app on your mobile device and sign up for an account if you're a new user.
- 2 Remove the single screw of the yellow battery cover and install 2 x AAA batteries.
- 3 Press Φ for 1 second to power on.
- 4 Open Measurements in the Job Link® app and favorite the probe to the tool manager.
- 5 Remove protective slip cover from tip.
- 6 View live measurements on your mobile device up to 1000 feet away.

What's Included

- Job Link® System Flex Psychrometer Probe
- 1 Protective Slip Cover
- 2 x AAA Batteries
- Operator's Manual
- 1 Year Limited Warranty

WARNING

Prevent damage, do not drill holes blindly into a plenum that houses the evaporator or heat exchanger.

Description

The JL3RH Job Link® System Flex Psychrometer Probe sends air measurements directly to the Fieldpiece Job Link® app up to 1000' away.

Measure %RH, dry bulb, wet bulb, dew point, and enthalpy at a register/grille, in the duct, or just walking around. Bend the flexible probe and slide the magnet to conveniently configure the JL3RH to your situation.

The rubberized protective housing is both ergonomic and rugged for daily use. Flip the switch and app immediately knows which side of the system you're going to place your psychrometer probe.

Use the long wireless range, strong magnet, and flexible probe for quick and easy psychrometrics testing.

Maintenance

CLEANING: Clean the exterior with a damp cloth. Do not use detergents or solvents. Do not touch the sensor.

BATTERIES: When the LED slow blinks Red, the batteries must be replaced. Ensure the power is OFF. Remove the single screw from the yellow battery cover. Install 2 x AAA batteries. Monitor battery life in the app's tool manager.

SENSOR CARE: Cover the sensor with the slip cover when not in use. Extreme conditions or exposure to solvent vapor may offset the RH sensor. To re-calibrate, place the sensor in a controlled environment of 75%RH and between 68°F - 86°F for a period of 24 hours. To create a 75%RH environment, add wet salt to a clean open container (bottle cap). Be careful to not let the solution touch the probe. Place this container and the probe in a large sealed bag at room temperature, undisturbed for 24 hours.

Specifications

Minimum Device Requirement:

BLE 4.0 devices running iOS® 7.0 or Android™ 5.0
(Latest compatibility at www.fieldpiece.com)

Battery Type: 2 x AAA, NEDA 24A, IEC LR03

Battery Life: 150 hours typical alkaline. LED blinks red when battery replacement is needed.

Auto Power Off: 2 hours (APO can be disabled)

Wireless Range: 1000 feet (305 meters) line of sight.
Obstructions affect distance.

Radio Frequency: 2.4 GHz

Operating Environment: -4°F to 122°F (-20°C to 50°C) at <75% RH

Storage Temperature: -4°F to 140°F (-20°C to 60°C), 0 to 80% RH
(with batteries removed)

Temperature Coefficient: 0.1 x (specified accuracy) per 1.8°F
(32°F to 64°F, 82°F to 122°F), per 1°C (0°C to 18°C, 28°C to 50°C)

Weight: 0.33 lbs (150 g)

Flexible Probe: 0.36" (9mm) diameter; 9.25" (235mm) length

US Patent: www.fieldpiece.com/patents

Relative Humidity (%RH)

Hysteresis: $\pm 1\%$ RH typical (Excursion of 10% to 90% to 10% RH)

Measurement Range: 0% RH to 100% RH

Accuracy: (At 73.4°F (23°C))

$\pm 2.5\%$ (10% RH to 90% RH); $\pm 5\%$ <10% RH, >90% RH

Response Time: 60 seconds typical for 90% of total range

Temperature

Measurement Range: -40°F to 250°F (-40°C to 121°C)

Accuracy: $\pm 1^\circ\text{F}$ 32°F to 113°F, $\pm 0.5^\circ\text{C}$ 0°C to 45°C; $\pm 2^\circ\text{F}$ -40°F to 32°F, 113°F to 250°F, $\pm 1^\circ\text{C}$ -40°C to 0°C, 45°C to 121°C

Operation



Press for 1 second to power ON/OFF.

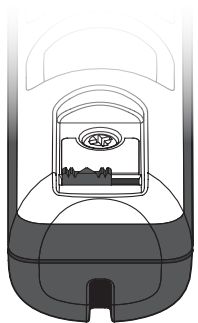
LED Color Indications

Green slow blink: normal operation


Red slow blink: batteries need to be replaced

Supply or Return Side Switch

The Job Link® system app knows which side you have selected for each probe. Select **Supply** air or **Return** air and place it on the system appropriately.



Supply Air
(Cool Air)
(Blue)




Return Air
(Warm Air)
(Red)

Magnetic Hanger

You can slide the magnet to where you need it. Slide it to the top and reach high grilles/registers.

The magnet also holds the psychrometer in place when testing in duct air. Just bend the probe and slide into a 3/8" (10mm) hole in the duct.



Remote Data Logging

(Data logging will be available shortly after time of printing. Look for updates.)

Use the Job Link® system app to program the JL3RH to log measurements starting at a specific time of day for up to 7 days. Auto power off disables.

- 1 Make sure JL3RH is powered OFF.
- 2 Open the Job Link® system mobile app.
- 3 Press Φ for 5 seconds to enter data logging mode. The LED will shine solid green.
- 4 Set up the probe's data logging parameters within the app. The LED will blink green while the app is sending setup instructions. The LED will slow blink blue when waiting for programmed start time to occur.
- 5 Place the JL3RH on the system.
- 6 When the programmed start time is reached, the LED will very slowly blink green to indicate data logging has begun.
- 7 When the programmed span has finished, the LED blinks and powers OFF.
- 8 Repeat steps 1-3 and use the app to extract your data log from the JL3RH.

Auto Power Off (APO)

The probe will automatically power off after 2 hours. To disable APO until powered off, while power is on tap Φ twice. The LED will briefly blink red. To enable APO, while power is on tap Φ twice. The LED will briefly shine red.

Limited Warranty

This probe is warranted against defects in material and workmanship for one year from date of purchase from an authorized Fieldpiece dealer. Fieldpiece will replace or repair the defective unit, at its option, subject to verification of the defect. Register your Fieldpiece product at www.fieldpiece.com/productregistration.

This warranty does not apply to defects resulting from abuse, neglect, accident, unauthorized repair, alteration, or unreasonable use of the instrument.

Any implied warranties arising from the sale of a Fieldpiece product, including but not limited to implied warranties of merchantability and fitness for a particular purpose, are limited to the above. Fieldpiece shall not be liable for loss of use of the instrument or other incidental or consequential damages, expenses, or economic loss, or for any claim of such damage, expenses, or economic loss.

State laws vary. The above limitations or exclusions may not apply to you.

Obtaining Service

For international customers, warranty for products purchased outside of the U.S. should be handled through local distributors. Visit our website to find your local distributor.

Fieldpiece
Designed in USA
MADE IN TAIWAN

Certifications and Module IDs



EN 300 328



2ALHR003



00263-18-10972

IC: Industry Canada

22518-BT003



Regulatory Compliance Mark



Waste Electrical and Electronic Equipment



Restriction of Hazardous Substances Compliant

IFETEL: Federal Telecom Institute

RCPF12A18-0235

FCC Statement

This equipment has been tested and found to comply with the limits for a Class B digital device, pursuant to Part 15 of the FCC Rules. These limits are designed to provide reasonable protection against harmful interference in a residential installation.

This equipment generates, uses and can radiate radio frequency energy and, if not installed and used in accordance with the instructions, may cause harmful interference to radio communications. However, there is no guarantee that interference will not occur in a particular installation. If this equipment does cause harmful interference to radio or television reception, which can be determined by turning the equipment off and on, the user is encouraged to try to correct the interference by one of the following measures:

- . Reorient or relocate the receiving antenna.
- . Increase the separation between the equipment and receiver.
- . Connect the equipment into an outlet on a circuit different from that to which the receiver is connected.
- . Consult the dealer or an experienced radio/TV technician for help.

FCC Caution: To assure continued compliance, any changes or modifications not expressly approved by the party responsible for compliance could void the user's authority to operate this equipment. (Example - use only shielded interface cables when connecting to computer or peripheral devices).

This device complies with Part 15 of the FCC Rules. Operation is subject to the following two conditions: (1) this device may not cause harmful interference, and (2) this device must accept any interference received, including interference that may cause undesired operation.

This device complies with Industry Canada licence-exempt RSS-247 standard. Operation is subject to the following two conditions: (1) this device may not cause interference, and (2) this device must accept any interference, including interference that may cause undesired operation of the device.

IC Radiation Exposure Statement: This equipment complies with IC RSS-102 radiation exposure limit set forth for an uncontrolled environment. This equipment should be installed and operated with minimum distance 0.5 cm between the radiator and your body.

Fieldpiece Instruments 1636 West Collins Avenue, Orange, CA 92867

IFETEL Statement

La operación de este equipo está sujeta a las siguientes dos condiciones: (1) es posible que este equipo o dispositivo no cause interferencia perjudicial y (2) este equipo o dispositivo debe aceptar cualquier interferencia, incluyendo la que pueda causar su operación no deseada.

The operation of this equipment is subject to the following two conditions: (1) this device or device may not cause harmful interference, and (2) this device or device must accept any interference, including interference that may cause undesired operation.

ANATEL Statement

Este equipamento não tem direito à proteção contra interferência prejudicial e não pode causar interferência em sistemas devidamente autorizados.

This equipment is not subject to the protection from harmful interference and may not cause interference with duly authorized systems.