







Blower Wheel Pullers

Fast and easy! A simple method to remove blower wheel from shaft without damage to blower, blower motor or shaft. Unique hub design provides the perfect fit for most blower wheels allowing maximum torque for stubborn hard to remove wheels.



Part No.	BAG QTY	Description
CD3505	1	1-1/4" hub only 
CD3515	1	1-3/8" hub only 
CD3525	1	1-1/2" hub only 
CD3535	1	1-5/8" hub only 
CD3555	3	Set screw 
CD3560	1	5/32" Allen wrench 

Part No.	BAG QTY	Description
CD3570	1	Blower wheel puller kit; contains all sizes
CD3540	1	Drive bolt
CD3545	1	Drive bolt and shank
CD3500	1	Drive bolt, shank and 1-1/4" hub
CD3510	1	Drive bolt, shank and 1-3/8" hub
CD3520	1	Drive bolt, shank and 1-1/2" hub
CD3530	1	Drive bolt, shank and 1-5/8" hub

Fastap™ Tube Piercing Pliers

Part No.	BAG QTY	Description
CD4311	1	Fast refrigerant recovery with pliers that clamp on and pierce tube. Works on tubing sizes from 1/4" to 7/8". Pliers are simple to use and light weight. Piercing tip is self sharpening, but also easily replaceable.
CD4314	1	Replacement piercing tip
CD4315	2	Replacement gaskets for pliers



INSTRUCTIONS

1. Connect service hose to fitting on pliers
2. Size locking pliers to tubing for proper clamping
3. Align tip to center of tubing and clamp down
4. Recover refrigerant